



INTEGRITY

**CUSTOMER
SERVICE**

EFFICIENCY

INNOVATION

Paloma Creek and Northlake Estates Fire and EMS Report

February 2025



LEFD MONTHLY REPORT

Last Updated: 3/5/2025

Select District

Paloma Creek

Select Date

2025 (Year) + February (Mont...)



Total Calls

102



Avg Daily Calls

4



Avg Monthly Calls

102



Avg Response Time

255



Busiest Hour

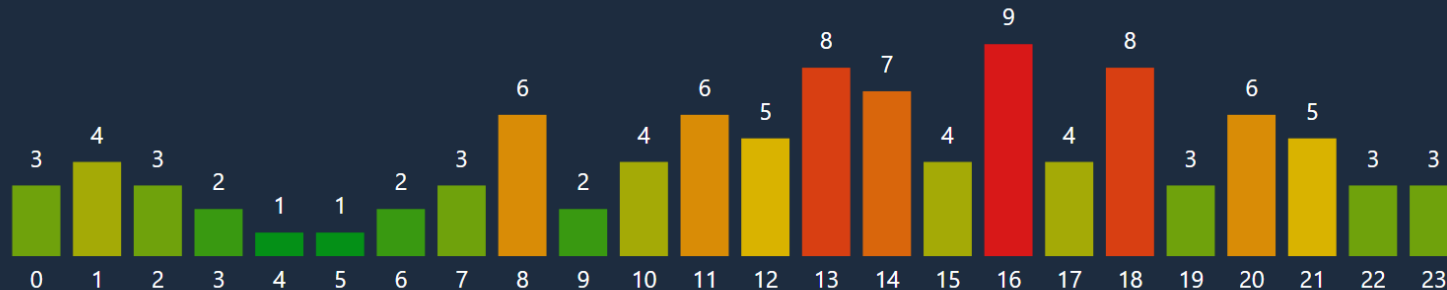
16



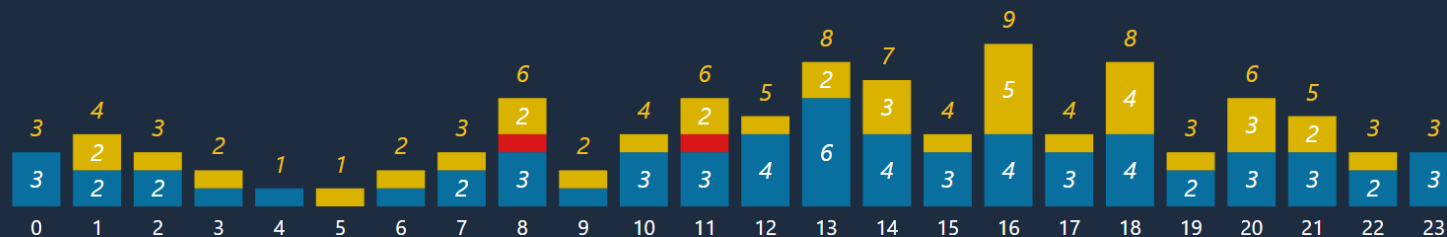
Busiest Day

Mon

Total Calls by Hour



Call Type by Hour



● EMS Calls ● Fire Calls ● Other Calls

Emergency Calls



● Emergency ● Non-emergency

Incident

Total Calls

EMS/Rescue	63
False Alarm	10
Fire	2
Good Intent	10
Hazardous Condition	1
Service Call	16

Mutual Aid

Aid Given

8



● Aid Given ● Aid Received

Aid Received

9



LEFD 12 MONTH REPORT

Last Updated: 3/5/2025

Select District

Paloma Creek

Select Date

Multiple selections



Total Calls

341



Avg Daily Calls

4



Avg Monthly Calls

38



Avg Response Time

271



Busiest Hour

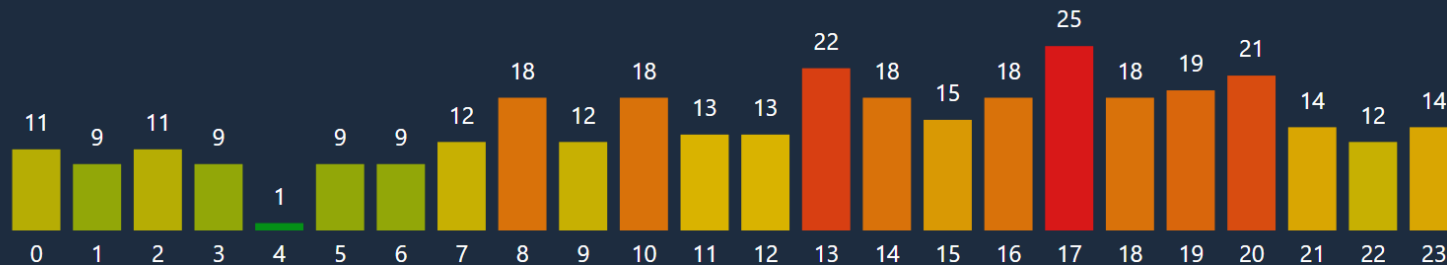
17




Busiest Day

Sun

Total Calls by Hour



Total Calls



Emergency Calls



● Emergency ● Non-emergency

Incident

Total Calls

EMS/Rescue	238
False Alarm	18
Fire	6
Good Intent	28
Hazardous Condition	9
Service Call	42

Calls By Day

